

Write your name here	
Surname	Other names
<b>Pearson Edexcel Certificate</b>	Centre Number
<b>Pearson Edexcel</b>	Candidate Number
<b>International GCSE</b>	
<h1 style="margin: 0;">Chemistry</h1> <p style="margin: 5px 0;"><b>Unit: KCH0/4CH0</b></p> <p style="margin: 5px 0;"><b>Paper: 2C</b></p>	
Thursday 21 January 2016 – Afternoon	Paper Reference
<b>Time: 1 hour</b>	<b>KCH0/2C</b> <b>4CH0/2C</b>
<b>You must have:</b> Calculator	Total Marks

### Instructions

- Use **black** ink or ball-point pen.
- **Fill in the boxes** at the top of this page with your name, centre number and candidate number.
- Answer **all** questions.
- Answer the questions in the spaces provided  
– *there may be more space than you need.*
- Show all the steps in any calculations and state the units.
- Some questions must be answered with a cross in a box ☒. If you change your mind about an answer, put a line through the box ☒ and then mark your new answer with a cross ☒.

### Information

- The total mark for this paper is 60.
- The marks for **each** question are shown in brackets  
– *use this as a guide as to how much time to spend on each question.*

### Advice


- Read each question carefully before you start to answer it.
- Write your answers neatly and in good English.
- Try to answer every question.
- Check your answers if you have time at the end.

Turn over ►

**P46813A**

©2016 Pearson Education Ltd.

1/1/1/1/1/



P 4 6 8 1 3 A 0 1 2 0

PEARSON

## 2

Period

Relative atomic mass	Symbol	Name	Atomic number
----------------------	--------	------	---------------

DO NOT WRITE IN THIS AREA

**Answer ALL questions.**

**1** The table shows the names of some common pieces of laboratory apparatus used to make measurements.

- (a) Complete the table to show the name of the quantity that can be measured by each piece of apparatus, and a common unit used for that quantity. One example of each has been done for you.

(6)

Apparatus	Quantity	Unit
balance	mass	g
stop clock	time	s
gas syringe	volume	cm <sup>3</sup>
ruler	Length	cm

- (b) Which piece of apparatus is needed to make measurements in a paper chromatography experiment?

(1)

- ☐ **A** balance
- ☐ **B** gas syringe
- ☒ **C** ruler
- ☐ **D** stop clock

**(Total for Question 1 = 7 marks)**



P 4 6 8 1 3 A 0 3 2 0

2 The table shows the names of some substances. It also shows whether each substance is an element or a compound, and the type of bonding in the substance.

(a) Complete the table. One example of each has been done for you.

(3)

Substance	Element or compound	Type of bonding
ammonia	Compound	covalent
hydrogen chloride	compound	covalent
oxygen	Element	covalent
magnesium oxide	Compound	ionic

(b) What is the formula of magnesium oxide?

(1)

- ☐ A  $\text{Mg}_2\text{O}$   
☒ B  $\text{MgO}$   
☐ C  $\text{MgO}_2$   
☐ D  $\text{Mg}_2\text{O}_2$

(c) Which state symbol represents the physical state of hydrogen chloride at room temperature?

(1)

- ☐ A aq  
☒ B g  
☐ C l  
☐ D s

(Total for Question 2 = 5 marks)



DO NOT WRITE IN THIS AREA

DO NOT WRITE IN THIS AREA

DO NOT WRITE IN THIS AREA

**BLANK PAGE**



- 3 The table shows the electronic configurations of four elements.

Element	Electronic configuration
chlorine	2.8.7
argon	2.8.8
potassium	2.8.8.1
calcium	2.8.8.2

- (a) Why is argon an unreactive element?

(1)

does not easily lose/gain electrons

- (b) Krypton is an unreactive element in the same group of the Periodic Table as argon, but in Period 4. It has an atomic number of 36.

Deduce the electronic configuration of krypton.

(1)

- ☐ A 2.8.8.8  
☒ B 2.8.18.8  
☐ C 2.8.8.2.8.8  
☐ D 2.8.8.8.8.2



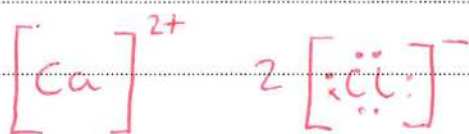
(c) Calcium reacts with chlorine to form the ionic compound calcium chloride ( $\text{CaCl}_2$ ).

- (i) Describe, in terms of electrons, how an atom of calcium reacts with two chlorine atoms to form calcium chloride.

You may use a diagram in your answer.

(3)

- calcium loses 2 electrons
- chlorine gains 1 electron each



1.37  
1.40

- (ii) Write the formula of a calcium ion.

(1)



1.39

- (iii) In the reaction between calcium and chlorine, both oxidation and reduction occur.

Which row shows the element that is oxidised and the element that acts as the reducing agent in this reaction?

(1)

	Element that is oxidised	Element that acts as the reducing agent
<input checked="" type="checkbox"/> A	calcium	calcium
<input type="checkbox"/> B	calcium	chlorine
<input type="checkbox"/> C	chlorine	calcium
<input type="checkbox"/> D	chlorine	chlorine

2.20



P 4 6 8 1 3 A 0 7 2 0

- (d) A student uses a flame test to distinguish between separate samples of calcium chloride and potassium chloride.

This is the student's method.

There is one mistake in step 1 and one mistake in step 3.

step 1 dip a platinum wire into some concentrated sodium hydroxide solution

step 2 dip the platinum wire into the sample

step 3 place the wire and sample into a luminous Bunsen flame

step 4 record the colour of the flame

Describe a correct method for step 1 and step 3.

(2)

step 1 Hydrochloric acid

step 3 non-luminous

- (e) What colour is the flame when the test on potassium chloride is carried out correctly?

(1)

- ☐ A green
- ☒ B lilac
- ☐ C orange
- ☐ D red

(Total for Question 3 = 10 marks)



DO NOT WRITE IN THIS AREA

DO NOT WRITE IN THIS AREA

DO NOT WRITE IN THIS AREA

**BLANK PAGE**



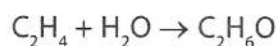
- 4 An industrial chemical company has supplies of ethene and ethanol.

The company considers using these two processes.

process 1 converting ethene to ethanol

process 2 converting ethanol to ethene

A chemical equation for process 1 is



- (a) Which condition does the chemical company use in process 1?

(1)

- ☐ A aluminium oxide as a catalyst
- ☒ B a pressure of 65 atm
- ☐ C a temperature of 1000°C
- ☐ D sodium hydroxide as a solvent

- (b) The equation for process 1 shows the molecular formulae of ethene and ethanol.

Draw the displayed formulae of ethene and ethanol.

(2)

Compound	Displayed formula
ethene	$\begin{array}{c} \text{H} & & \text{H} \\ & \diagdown & / \\ & \text{C} = \text{C} \\ & / & \diagdown \\ \text{H} & & \text{H} \end{array}$
ethanol	$\begin{array}{c} \text{H} & \text{H} \\   &   \\ \text{H}-\text{C}-\text{C}-\text{O}-\text{H} \\   &   \\ \text{H} & \text{H} \end{array}$

- (c) Why is it correct to describe ethanol as saturated, but incorrect to describe it as a hydrocarbon?

(2)

• Saturated, single bonds only

• Not a hydrocarbon, contains oxygen



4.32C

4.26

4.30C

4.01

4.20

(d) A scientist working for the chemical company makes the following predictions that could affect processes 1 and 2 in the future:

- crude oil will be less available and more expensive
- the climate will be warmer and allow more sugar cane to be grown

Suggest how each of these predictions would affect the two processes.

(3)

ANY 3

- crude oil is cracked to obtain ethene
- Glucose fermented to make ethanol
- Ethene more expensive / process 1 more expensive
- More ethanol produced / process 2 used more

4.08  
4.33

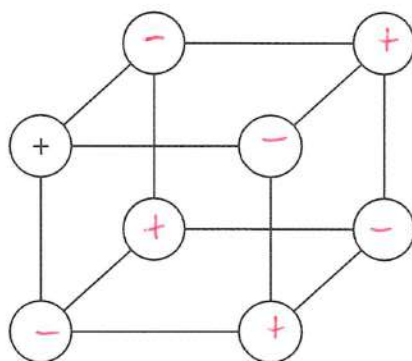
(Total for Question 4 = 8 marks)



P 4 6 8 1 3 A 0 1 1 2 0

- 5 Potassium chloride, KCl, is very similar to sodium chloride, NaCl. They have the same type of crystal structure, and their aqueous solutions can be electrolysed to give similar products.

(a) The diagram shows part of the structure of potassium chloride.

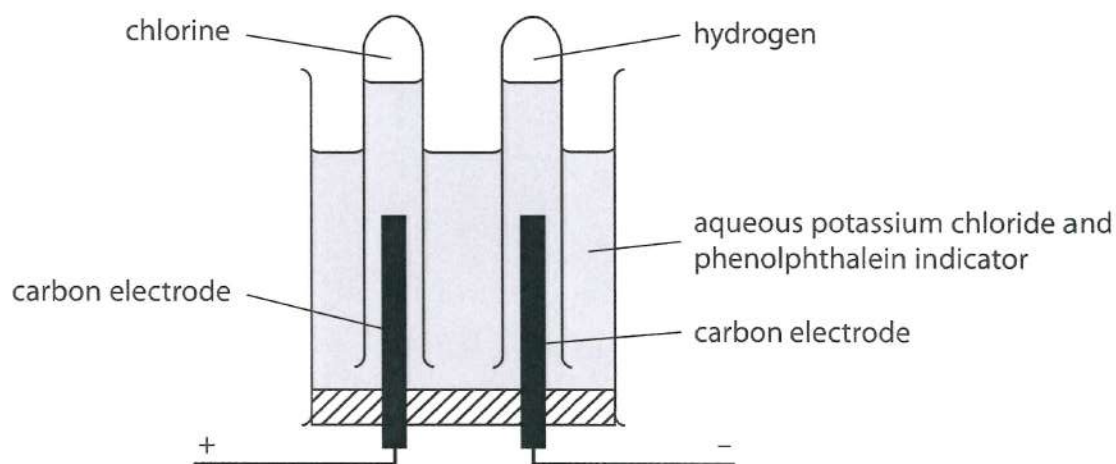


The plus (+) sign shows the position of one potassium ion.

Complete the diagram using a plus (+) sign to show the position of each potassium ion, and a minus (-) sign to show the position of each chloride ion.

(2)

- (b) The diagram shows apparatus used to electrolyse aqueous potassium chloride in the laboratory.



- (i) Chlorine is formed at the positive electrode.

Describe a test for chlorine gas.

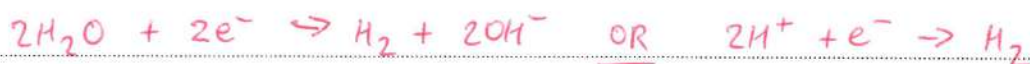
(2)

• Litmus paper bleached

- (ii) Hydrogen gas is formed at the negative electrode.

Write an ionic half-equation for the formation of hydrogen.

(2)



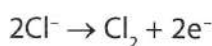
- (iii) The solution used in this electrolysis contains phenolphthalein. During the electrolysis, the colour of the solution around the negative electrode goes pink.

Explain why the solution goes pink, and give the formula of the ion responsible for causing the colour change.

(2)

• Alkaline,  $\text{OH}^-$

- (c) The ionic half-equation for the formation of chlorine at the positive electrode is



In one experiment a charge of 0.0250 faraday is passed through an aqueous solution of potassium chloride.

- (i) Calculate the amount, in moles, of chlorine formed.

(1)

$$n(\text{Cl}_2) = \frac{0.0250}{2} \\ = 0.0125 \text{ mol}$$

amount of chlorine = 0.0125 mol

- (ii) Calculate the volume of chlorine formed at room temperature and pressure (rtp).  
[The molar volume of a gas is  $24 \text{ dm}^3$  at rtp.]

Give the unit in your answer.

(2)

$$V(\text{Cl}_2) = 0.0125 \times 24 \\ = 0.30 \text{ dm}^3$$

volume of chlorine = 0.30 unit  $\text{dm}^3$

(Total for Question 5 = 11 marks)



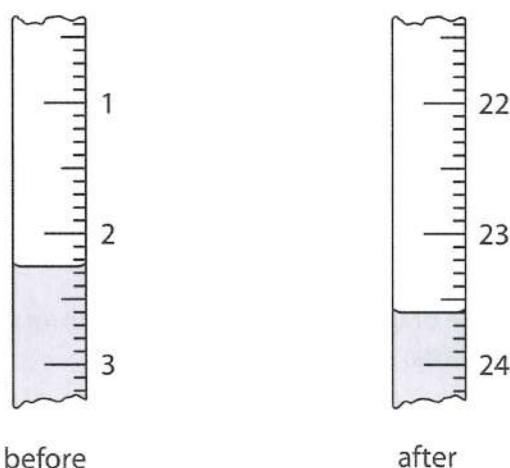
- 6 A student prepares a solution of the soluble salt lithium sulfate, using the neutralisation reaction between sulfuric acid and the alkali lithium hydroxide.

To make sure that she obtains a pure solution of the salt, she first carries out a titration to find the volumes of sulfuric acid and lithium hydroxide that react exactly together.

She uses this method in the titration.

- use a pipette to add  $25.0\text{ cm}^3$  of dilute sulfuric acid to a conical flask
- add a few drops of phenolphthalein indicator
- fill a burette with lithium hydroxide solution
- add the lithium hydroxide solution from the burette until the indicator just changes colour

- (a) The diagram shows the burette readings in the experiment before and after adding the lithium hydroxide solution.



Use these readings to complete the table, giving all values to the nearest  $0.05\text{ cm}^3$ .

(3)

Burette reading in $\text{cm}^3$ after adding alkali	23.60
Burette reading in $\text{cm}^3$ before adding alkali	2.25
Volume in $\text{cm}^3$ of alkali added	21.35

- (b) The student repeats the experiment using a different concentration of sulfuric acid  
The table shows her results.

Burette reading in cm <sup>3</sup> after adding alkali	25.05	25.65	24.85	26.10
Burette reading in cm <sup>3</sup> before adding alkali	0.75	1.70	1.35	2.40
Volume in cm <sup>3</sup> of alkali added	24.30	23.95	23.50	23.70
Titration results to be used (✓)			✓	✓

The average (mean) volume of alkali should be calculated using only concordant results.

Concordant results are those volumes that differ from each other by 0.20 cm<sup>3</sup> or less.

- (i) Identify the titration results to be used by placing ticks (✓) in the table where appropriate.

(1)

2.33

- (ii) Use the titration results you ticked in (i) to calculate the average (mean) volume of alkali added.

(2)

2.33

$$= \frac{23.50 + 23.70}{2}$$

$$= 23.60 \text{ cm}^3$$

average volume = 23.60 cm<sup>3</sup>



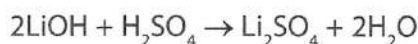
- (c) In a titration using solutions of the same acid and alkali but of different concentrations, she recorded these results.

volume of sulfuric acid =  $25.0 \text{ cm}^3$

concentration of sulfuric acid =  $0.107 \text{ mol/dm}^3$

average (mean) volume of lithium hydroxide solution =  $22.85 \text{ cm}^3$

The equation for the reaction is



- (i) Calculate the amount, in moles, of  $\text{H}_2\text{SO}_4$  in  $25.0 \text{ cm}^3$  of  $0.107 \text{ mol/dm}^3$  sulfuric acid. (2)

1.34C

$$n(\text{H}_2\text{SO}_4) = \frac{0.107 \times 25}{1000}$$
$$= 0.00268 \text{ mol}$$

amount of  $\text{H}_2\text{SO}_4 = 0.00268 \text{ mol}$

- (ii) Calculate the amount, in moles, of  $\text{LiOH}$  in the  $22.85 \text{ cm}^3$  of lithium hydroxide solution. (1)

1.28

$$n(\text{LiOH}) = 2 \times 0.00268$$
$$= 0.00535 \text{ mol}$$

amount of  $\text{LiOH} = 0.00535 \text{ mol}$

- (iii) Calculate the concentration, in  $\text{mol/dm}^3$ , of  $\text{LiOH}$  in the lithium hydroxide solution. (2)

1.34C

$$\text{conc} = \frac{0.00535}{0.02285}$$
$$= 0.234 \text{ mol/dm}^3$$

concentration of  $\text{LiOH} = 0.234 \text{ mol/dm}^3$



- (d) To prepare the solution of lithium sulfate, the student mixes together the volumes of acid and alkali obtained from the titration results.

She then tests a sample of the lithium sulfate solution formed by adding a few drops of barium chloride solution.

- (i) Describe the observation she makes.

(1)

White ppt

2.48

- (ii) State the name of the substance responsible for this observation.

(1)

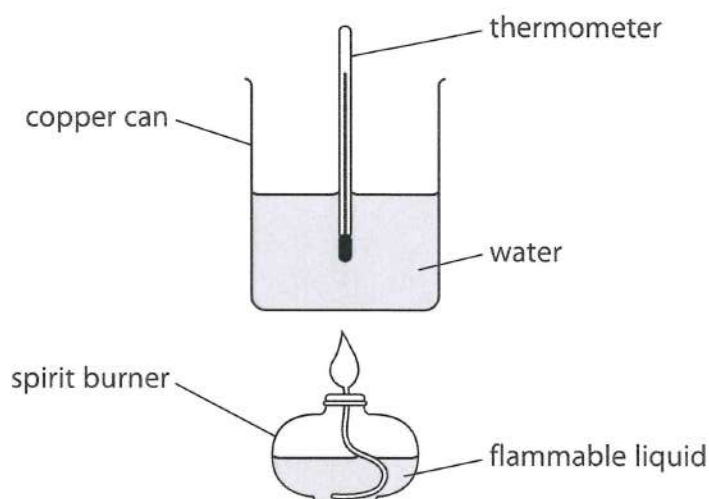
Barium sulfate

2.48

(Total for Question 6 = 13 marks)



- 7 A student investigates the temperature rise of water in a copper can placed above a spirit burner containing a flammable liquid. The diagram shows the apparatus he uses.



This is the student's method.

- place 200 g of water in the copper can and record the temperature of the water
- weigh the spirit burner containing the flammable liquid
- place the spirit burner underneath the copper can and light the burner
- after two minutes extinguish the flame and record the maximum temperature of the water
- reweigh the spirit burner containing the remaining flammable liquid

- (a) State whether each of the changes listed in the table would increase, decrease or have no effect on the value of the maximum temperature of the water.

(3)

Change	Effect on the value of the maximum temperature of the water
increasing the distance between the spirit burner and the copper can	decrease
using a thermometer with divisions at $0.2^{\circ}\text{C}$ instead of $0.5^{\circ}\text{C}$	NO effect
adding insulation to the side of the copper can	Increase



- (b) In one experiment pentane was used as the flammable liquid. The calculated heat energy change was 51 900 J.

In the experiment the mass of pentane burned was 1.88 g.

The relative molecular mass of pentane is 72

Use this information to calculate the molar enthalpy change of combustion, in kJ/mol, of pentane.

(3)

$$n(\text{pentane}) = \frac{1.88}{72} = 0.026 \text{ mol}$$

$$\text{molar } \Delta H = \frac{-51900}{0.026} = -1996153 \text{ J}$$

$$\Delta H = -2000 \text{ kJ}$$

molar enthalpy change = -2000 kJ/mol

(Total for Question 7 = 6 marks)

**TOTAL FOR PAPER = 60 MARKS**



DO NOT WRITE IN THIS AREA

DO NOT WRITE IN THIS AREA

DO NOT WRITE IN THIS AREA

**BLANK PAGE**

Every effort has been made to contact copyright holders to obtain their permission for the use of copyright material. Pearson Education Ltd. will, if notified, be happy to rectify any errors or omissions and include any such rectifications in future editions.

